

Clarius®



Extra Large DUAL WL LED Illuminator

The Clarius® DUAL PLUS range of high performance White-Light illuminators are designed to provide class leading performance, long life and ultra low maintenance.

Incorporating the latest ultra high power surface mount LED's with enhanced optical output and outstanding reliability, they deliver excellent night time images.

Individually adjustable panels allows the user to alter the angle of illumination to match the cameras field of view.

The Clarius® DUAL PLUS range of illuminators includes a new interchangeable lens diffuser system; which allows the user to quickly and easily alter the angle of illumination. Elliptical beam profiles allow more light to be delivered where it is needed, allowing both longer distances and minimising light wastage. The system also helps to prevent overexposure of foreground objects.

As standard the illuminator includes interchangeable lensing to deliver 10° circular, 20°, 30°, 60°, 80° and 95° elliptical beam profiles.

PRODUCT CODES

VX2-CW-DUAL Extra Large PLUS DUAL White-Light Illuminator

FEATURES

Distanced up to 223m (733ft)
Latest ultra high power SMT LED technology
Adjustable angles
Low power consumption
IP66 weather proof rating
CleanLITE® self cleaning lens coating technology
Long life
5 year warranty
Angle 10°, 20°, 30°, 60°, 80° & 95°
Elliptical beam profiles
12-32 VDC / 24V AC +/- 10%



INTERCHANGEABLE
DIFFUSER LENS

ADJUSTABLE ANGLES



Narrow
Angle



Wide
Angle

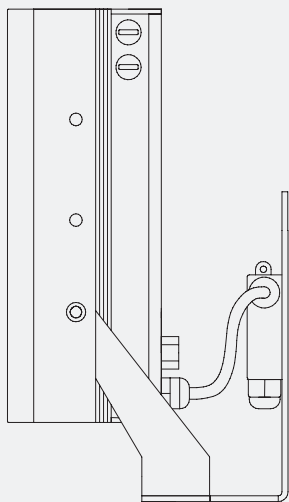
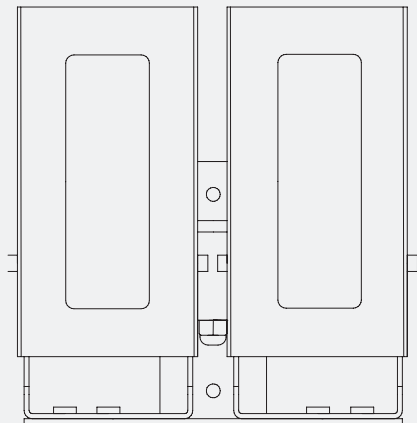
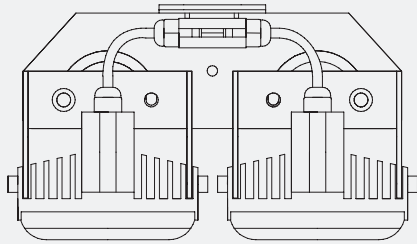
Recommended PSU



150W Power Supply
Part Code: ALT-150-24

Product Code	Angle	Narrow		Wide	
VX2-CW-DUAL	10° - Circular	223m	733'	39m	128'
	20° - Elliptical	149m	489'	53m	172'
	30° - Elliptical	130m	428'	70m	229'
	60° - Elliptical	93m	305'	108m	353'
	80° - Elliptical	74m	244'	125m	410'
	95° - Elliptical	56m	183'	122m	400'

TECHNICAL SPECIFICATIONS



ILLUMINATOR

Max Distance	Up to 240m (787ft)
Angle	Various (see above)
Construction	Robust high quality aluminium extrusion
Finish	Black anodised
Front Window	Polycarbonate high transmission with CleanLITE® technology
Illuminator Cable	3m (9ft)
Optics	Latest Dual Core® SMT LED technology
Pressure Vents	Prevents thermal expansion & pressure cycling
Temperature	-50° to 50°C (-58° to 122°F)
Dimensions	213.5 x 238 x 79.5
Weight	3.9Kg (9lb)
BRACKETRY	Powder coated stainless steel wall mount included
ELECTRICAL	
Input Voltage	12-32 VDC / 24V AC +/- 10%
Input Current	4.4 A at 24V
Power Consumption	104W

CERTIFICATIONS

WEEE	Waste Electrical & Electronic Equipment European Directive 2012/19/EC	Environmental IEC/EN 60529	IP66
RoHS	Restriction Of Hazardous Substance European Directive 2011/65/EC	IEC/EN 62262 EN 50130-5	IK09 (Alarm-environmental)
CE-EMC EN 61547 EN 55015 EN 62493 EN 50130-4	(Lighting-Immunity) (Lighting-Emission) (Lighting-EMF) (Alarm-EMC)	N2580, EN 50581	(RoHS), REACH
CE-LVD EN 60598-1 EN 60598-2-1 EN 62368-1 / EN 60950-22	(Luminaires-General) (Luminaires)	USA cULus, UL 1598 FCC, Class B	
Safety EN 62471	(LED safety)	AUS	RCM (AS/NZS CISPR 22 Class B)

