

## Laser-Watch Laser surveillance sensor

Laser-Watch technology allows the user to monitor and locate intrusions for applications where physical fences are not desirable, possible or where enhanced security is required.

The 500m laser surveillance sensor works without reflectors and reacts in fractions of a second.

As well as intrusion detection, the Laser-Watch knows the exact position of an object.

Alarm settings are extremely adaptable. For example, the sensor can be set to react only on cars in a specific lane and alarm if an object has stopped or if a door opens, whilst ignoring all other activities.

### PRODUCT CODES

**GJD515** Laser-Watch surveillance sensor

#### UNIQUE FEATURES

Up to 500 metre range, no reflector required

Virtual fence able to trigger alarm and camera recording

Fully adaptable alarm zones to meet any situation

Near zero false alarm rate

Heavy duty water proof design

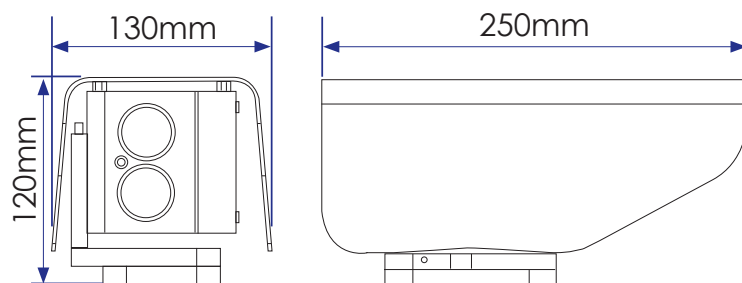
Intuitive and powerful web based user interface

IP alarms and relay output

Power over ethernet



#### DIMENSIONS



#### APPLICATIONS



RESIDENTIAL



COMMERCIAL



INDUSTRIAL



BORDERS



MILITARY BASES



PORTS



POWER PLANTS



HERITAGE



AIRPORTS

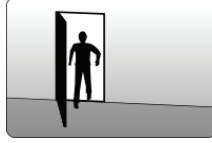


PRISONS

# Laser-Watch


## Perimeter control

GJD Laser-Watch technology makes it possible to monitor and locate intrusions for applications where physical fences are not desirable, possible or where enhanced security is required. The laser sensors work without reflectors and react in fractions of a second.



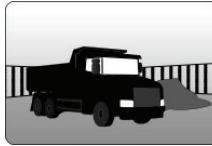
## Gate monitoring

Monitor all passages through gates, entrances or specific parts of a road - even with the Laser-Watch sensor placed several hundred metres away. Create alarm zones freely to make sure the system only triggers an alarm when an object is detected at the desired location.



## Vehicle monitoring

Laser-Watch is easily configured to detect if a vehicle is moved. Even if the detector is fitted several hundred metres away from the vehicle, the sensor instantly alarms when a movement of the current vehicle occurs; while all other objects in the area are ignored.



## Boat detection

Detect all boats entering or leaving the harbour and reduce the risk of boat and engine thefts, regardless of light conditions and weather. GJD Laser-Watch products are designed to cope with harsh marine environments. Since the sensor works without reflectors it is possible to create virtual fences over open water or along the deck of an ocean going vessel.




## Graffiti

Laser-Watch can be mounted on a tripod and moved as needed, to ensure fast and accurate operation in exposed locations. Surveillance can be achieved remotely and no camera permissions are required.



## Stake-out operations

Laser-Watch makes it possible to automatically create a detailed log of visitors entering or leaving a building or to send alarms at a distance up to 500 metres.



<b>FIELD OF APPLICATION</b>	Outdoor surveillance and monitoring
<b>ALARM ZONES</b>	Up to 20 fully adaptable zones, each zone has individual alarm sensitivity settings and alarm actions
<b>ALARM ACTIONS</b>	Network alarm, relay. Easy direct integration with IP to VMS, enabling PTZ control, automatic video recording and object position
<b>SELF AWARENESS</b>	Adaptive digital processing algorithm suppresses noise from fog and snow, and detects challenging weather to allow alarms to VMS
<b>DETECTION RANGE</b>	0 - 500 metres
<b>DETECTION RESOLUTION</b>	+/- 1 dm
<b>UPDATE RATE</b>	250 Hz
<b>LASER WAVELENGTH</b>	905nm
<b>BEAM DIVERGENCE</b>	2.0 x 2.0 mRad
<b>ALIGNMENT LASER</b>	Yes
<b>LASER CLASS</b>	Class 2 laser product, eye-safe
<b>POWER SUPPLY</b>	Power over Ethernet (48V DC) or 12 V DC
<b>POWER CONSUMPTION</b>	4W (PoE class 2)
<b>OPERATING TEMPERATURE</b>	-30°C to +60°C
<b>INTERFACE</b>	Ethernet IEEE 802.3af, TCP/IP, web browser used interface
<b>RELAY SWITCH</b>	Max 30V 200mA, NC and NO
<b>MOUNTING</b>	4 x M5 - Bosch compatible (73 x 41mm) 4 x M5 - Axis compatible (40 x 62mm) 2 x M6 - Common standard (73mm C-C) 5/8"-11 UNC (Tripod mount)
<b>ENCLOSURE RATING</b>	IP66
<b>COLOUR</b>	Shell: grey, sensor: black
<b>WEIGHT</b>	2.4Kg

Please note GJD reserve the right to change the information within this document, without notice.



www.gjd.co.uk | info@gjd.co.uk | +44 (0) 1706 363 998

Unit 2 Birch Business Park, Whittle Lane, Heywood, Greater Manchester, OL10 2SX, UK